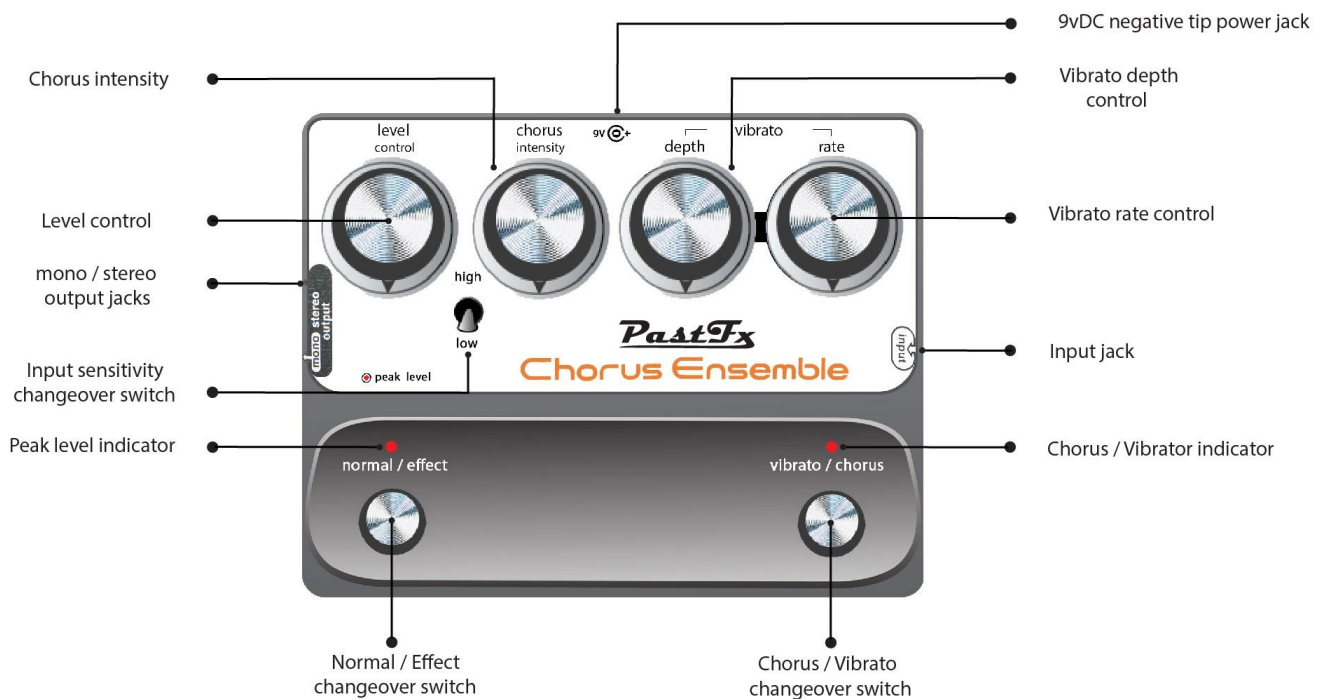


PastFx Chorus Ensemble Deluxe



What is it?

The *PastFx Chorus Ensemble Deluxe (CED)* is based upon the Holy Grail of Chorus pedals, *The BOSS® CE-1*. First released in 1976 it became famous for lush Chorus and Leslie effect Vibrato.

The CED is attractively priced and of compact size. It is approximately 1/3 of the size and weight of an original. At 40yrs of age, original units can develop reliability issues and require capacitor replacement and extensive servicing. Unmodified working originals are becoming harder to find and are expensive. The CED requires no fuses and is not powered by mains voltage. With today's advancements in technology, the CED operates off the same bipolar voltages as *The BOSS® CE-1*, however it only requires standard 9vdc pedal power supply.

Features

- Uses obsolete 512 stage 1970's bucket brigade chip
- incorporates the "Noise Killer" circuitry
- Same unique Preamp stage
- Normal / effect footswitch
- Vibrato / Chorus footswitch
- Triangle Wave LFO – Chorus
- Sinewave LFO - Vibrato
- Not True Bypass* (Jfet switching as original) – (Switchable Stereo True bypass mod now standard)
- Peak Level Indicator visual feedback of input sensitivity
- High / Low Input sensitivity changeover switch
- Dual colour LFO rate LED, visual indication of selected effect
Blue – Chorus
Red – Vibrato
- Stereo/ Mono Outputs. In a Stereo setup, wet signal is directed to the Stereo jack and Dry to the Mono output jack.
- Vibrato controls are Depth & Rate
- Chorus is controlled by Intensity knob (which controls both rate and depth)
- When effect is bypassed the LFO LED indicator remains on without flashing
- Pedalboard friendly, uses minimal real estate and operates off industry standard (9VDC negative tip 2.1mm)
- The CED is the **only** recreation of the *BOSS® CE-1* which also incorporates up to 4 extra popular switchable modifications that many owners of the original unit would use.
- The mods can all be switched off, restoring to the original circuit or selectively activated by taste. These include:

Depth Mod

This mod is popular for those who were wanting more control over their chorus effect.

When activated it allows the use of the Vibrato Depth knob to control the Chorus Depth. The Stock depth setting of the Chorus can still be achieved by turning the Vibrato Depth knob fully clockwise.


Buffer Mod

Many owners of the original noticed that when selecting the high on the input sensitivity switch that some of the high frequencies of their signal was lost. This was a desirable outcome for some. To remedy this, some users would place a buffer before the *BOSS® CE-1* to restore the high frequencies. The CED comes with an inbuilt buffer circuit which can be added or removed as desired.

Note: When clipping the signal heavily by having the Level control on high, it can give various responses based on what type of amp is being played through.

On some amps it can almost sound like a fuzz, and on others a more traditional crunch sound! This is the same experience with the original.

When activated, the Buffer Mod is always on, except in Normal/Bypass mode when the Stereo True Bypass mod is activated.



Please Note!!

when the Buffer circuit is engaged it will start to induce extra noise when preamp is on its highest settings! Please adjust accordingly to get the least amount of noise!

Pot Mod

When activated, the Pot Mod changes the default level control potentiometer value from 50K to 500K resistance. As the Original CE-1 was designed with keyboards in mind, many guitarists who owned original CE-1 pedals would replace the 50K pot for a higher value. Our switchable mod allows to choose between the stock or 500K value. This mod will cause the taper to be slightly different in stock mode.



Stereo True Bypass Mod Now comes standard!

When activated, the Stereo True Bypass mod allows for both outputs to be ... you guessed it, True Bypass!

Both large internal pushbutton switches need to be activated for Stereo True Bypass mode. The effect will work best in Low mode when using True Bypass Mod. This is due to the output of the High setting not being in unity with a bypass signal. In order to keep the Stock settings as faithful to the original, the relays are bypassed in stock setting. When powering the pedal on, the normal/effect footswitch will need to be activated to allow a signal to pass through.

This will only be required when the Stereo True Bypass Mode is activated and the pedal is in Bypass mode.

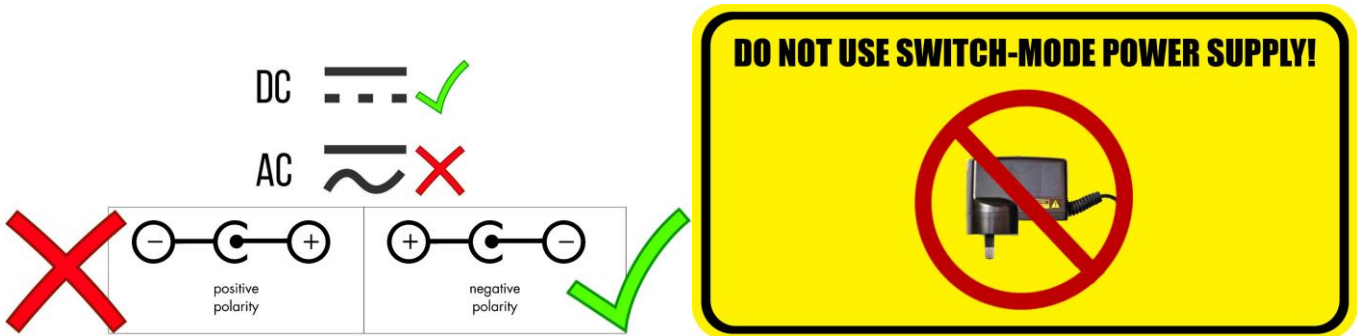


Note: In True Bypass Mode, Peak Level Indicator will not work when effect bypassed.

All 4 mods are located inside back of unit.

Please Do Not Use Cheap Switch-Mode Power Supplies!

- This pedal draws approximately 100-120ma, so 200ma minimum PSU should be more than adequate
- It requires 9vDC 2.1mm jack negative tip supply. Regulated, Isolated Linear / Transformer based supply
- High Quality Audio Switch-mode supplies like Cioks DC7 are excellent and recommended, however please avoid using PSU's that look similar to the picture below in yellow!



Up until the mid-2000's most 9vdc pedal power supplies available were Linear / Transformer based. However most manufacturers have taken the lower cost path in manufacturing switchmode supplies. These are generally lighter in weight, and more economically appealing. An Apple/Samsung wall charger for example uses switchmode technology. Unfortunately from the frequent switching from fully on to fully off the repeated switching can introduce noise into effect pedal. Modulation and high gain effects can be more noticeable.

A budget switchmode supply may work fine on a simple overdrive pedal, but this does not transfer to the CED.

It is acknowledged that many newer high end switchmode based power supplies have improved immensely over the last few years, and may work fine in your pedal.

However PastFx still only recommends Linear power supplies with the exception of Pro Audio switch-mode supplies.


We recommend but not limited to:

- Voodoo Lab Pedal Power @ 2 Plus etc.
- Cioks DC7/4/8/10.
- Walrus Audio Phoenix / Aetos.
- Electro-Harmonix US96DC-200BI.(US transformer version)
- Electro-Harmonix UK96DC-200BI.(UK transformer version)
- Electro-Harmonix EU96DC-200BI.(EU transformer version)
- Joyo® JP-04 Isolated Power Supply
- T-Rex® Junior/Classic/Chameleon Fuel Tanks
- Truetone 1 Spot PRO CS6/7/12 only
- Gigrig Generator
- Eventide PowerMax / Mini
- Strymon Zuma/Zuma R300/Ojai R30
- Donner® DP-4 ISO 8 PLUS
- Mosky®C8 Power Station
- Harley Benton Powerplant Junior

Linear Transformer Power Supply



Switch mode power supply



Both PSU's convert Mains AC to DC. The switch-mode is cheaper to manufacturer, produces less heat, but can introduce more noise than the Linear Supply. For Best Performance only use a quality Regulated, Isolated Linear power supply or professional high quality guitar intended switch mode.

Pending availability a 9v Battery to 2.1mm DC Jack adapter cable may accompany your pedal. This cable is not intended to permanently operate your pedal. Although batteries may be used, they will have a shorten life due to the high current requirements of the pedal. They are included as a troubleshooting tool. A 9v battery is a perfect no noise isolated power source, which can be used to test the pedal works perfectly and to be a reference with questionable power supplies to determine noise.



PastFx is not affiliated or associated with Boss & Roland Corporations or any companies referred to.

© 2022 PastFx